






AutoHoot Instructions


Switch on the power by using the Rocker Switch  on side of box.


There should be a buzz and the Green Light  should show on the control panel.

The Red Button  can be pressed and held down to make a sound signal.

At the 5 minute "Warning Signal", rotate the Dial Switch  clockwise from  to  and the sound signal sequence will start, **automatically** sounding a short signal at 4 mins, a long signal at 1 min and a short signal at the Start.


Auto Hoot will then buzz and the LEDs flash  after 30secs, 10secs, and then count down from 5secs to the next signal.

After the start, rotate the Dial Switch anti-clockwise back to  to stop the next sequence starting, unless you are starting another class 5 minutes later.

The Red Button  can be pressed at any time to sound a signal.

At the end, switch off the power using the toggle switch  on side of box.

Press at any time to hoot



At the warning signal rotate switch to this position

LEDs and internal buzzer give count-down to next signal